


Krpanka iz trikotnikov

1 cm

Kontrolni kvadrataek – izmerite in preverite,
ali natisnjen meri natanko 1 x 1 cm



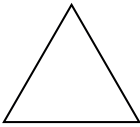
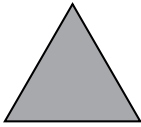
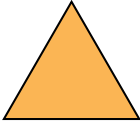
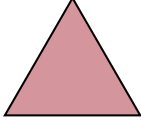
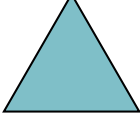
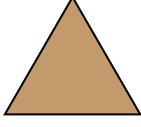
Krpanka iz trikotnikov
Predlogo urežemo v skladu
z navedeno količino po naslednjem
(ali lastnem) načrtu

Načrt vzorca trikotnikov za odejo



Zunanje trikotnike zaradi lažjega dela urežemo in prišijemo cele.
Ko sešijemo vse vrste, jih ob robu odrežemo.

Število trikotnikov v posameznih barvah:

	temno siva = 17		turkizna = 16
	bela = 30		svetlo siva = 13
	rumena = 15		rožnata = 10
	svetlo modra = 14		bež = 13